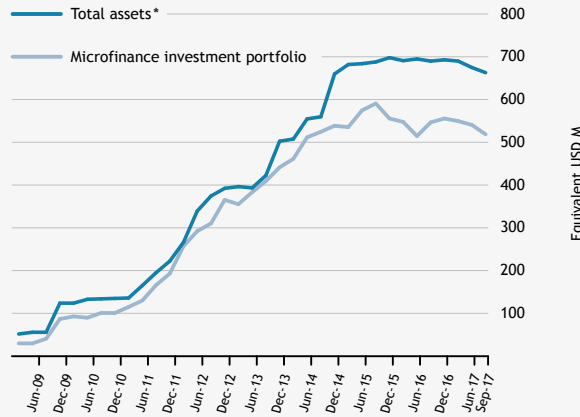


PORTFOLIO OF INVESTMENTS

Portfolio details	Sept-2017	Cumulative disbursements
Microfinance investment portfolio	USD 518.4 M	USD 1.589 B
Cash	USD 133.9 M	
Other short term investments	USD 10.1 M	
Total assets	USD 662.4 M	
Microfinance portfolio as a % of total assets	78.3%	
Total net asset value	USD 529.0 M	
Number of MFIs	102	165
Number of loans	184	486
Number of countries	43	47

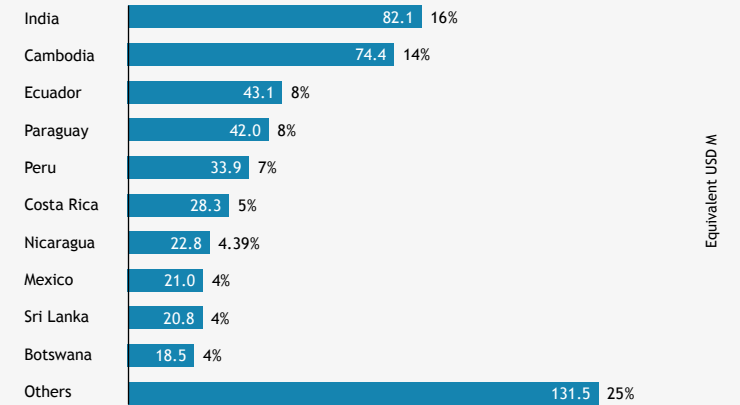
Portfolio growth



* total assets based on IFRS starting 2017

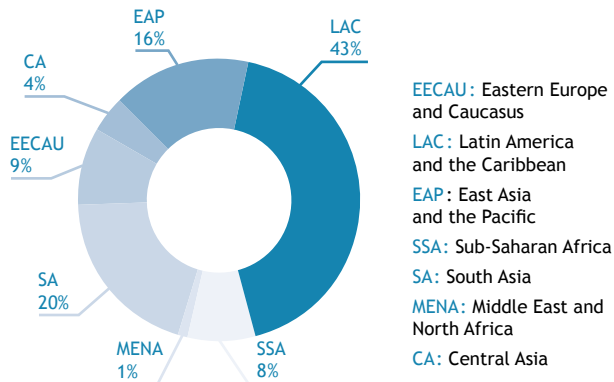
Country distribution

Microfinance investment portfolio



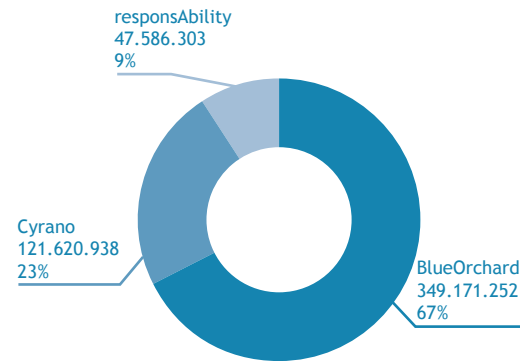
Regional distribution in %

Microfinance investment portfolio



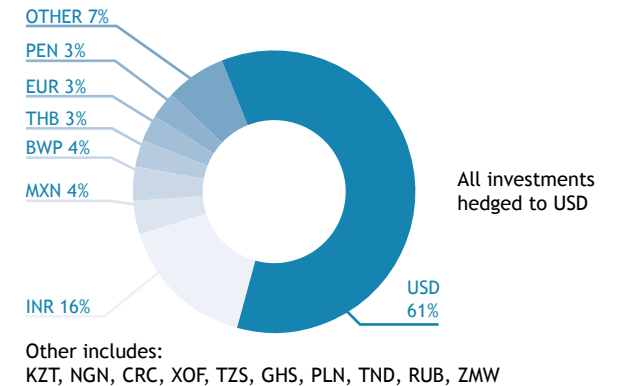
Investment Manager distribution in %

Microfinance investment portfolio - Equivalent USD



Currency distribution in %

Total portfolio



MICROFINANCE INVESTMENT PORTFOLIO as of 30 September 2017

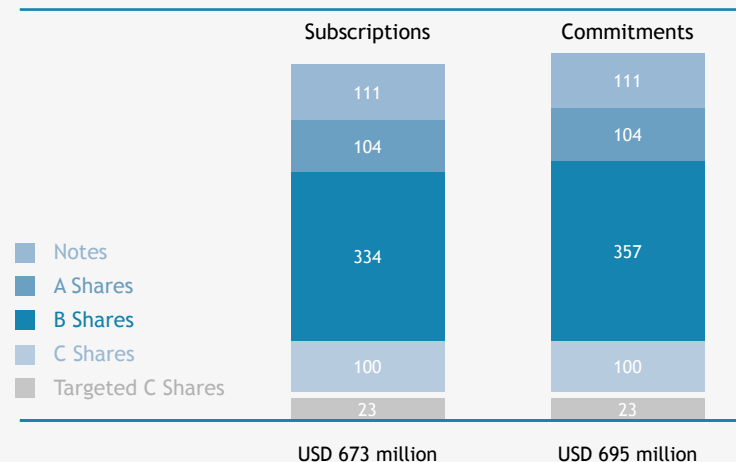
Country	Region	Name of MFI	Inv. Mgr.	Currency of investment	Portfolio Equiv. USD MM	New investments in Q2 2017 USD M	First Disb.	Last Maturity
Albania	EECAU	NOA	BO	EUR	1.48		2015-07	2018-11
Armenia	EECAU	ACBA Credit Agricole Bank Cjsc	CY	USD	3.00	3.00	2017-08	2021-08
		Finca Universal Credit Organization CJSC	BO	USD	2.38		2014-12	2019-05
Azerbaijan	EECAU	Azercredit	rA	USD	0.00		2016-10	2019-12
		Demirbank	rA	USD	0.00		2015-02	2018-02
		Finca Azerbaijan	rA	USD	0.44		2017-05	2018-06
		Belarusky Narodny Bank	BO	USD	3.25		2015-05	2018-12
Belarus	EECAU	Belarusky Narodny Bank	BO	USD	3.25		2015-05	2018-12
Bolivia	LAC	Credito Con Educacion Rural Institucion Financiera De Desarrollo	BO	USD	6.00		2017-03	2019-05
		Fundacion Sartawi	BO	USD	1.50		2017-06	2020-06
Bosnia and Herzegovina	EECAU	Microcredit Foundation Eki Sarajevo	BO	EUR	3.55		2015-12	2018-12
Botswana	SSA	Letshego Financial Services Ltd	CY	BWP	18.47		2016-12	2019-12
Cambodia	EAP	AMK Microfinance Institution PLC	BO	USD	1.50		2015-11	2019-03
				THB	0.54		2015-11	2018-11
		Amret Co Limited	CY	USD	11.00		2015-02	2020-04
		Hattha Kaksekar	BO	USD	3.80		2015-09	2018-12
				THB	7.22		2015-04	2018-08
		KREDIT	rA	USD	2.40		2015-10	2017-11
		LOLC Cambodia Plc	CY	USD	12.00		2015-02	2020-04
		PRASAC Microfinance Institution Limited	BO	USD	10.00		2016-01	2020-02
				THB	8.53		2015-04	2019-01
		Sathapana Limited	CY	USD	13.50		2014-12	2019-06
		Vision Fund Cambodia	BO	USD	3.94		2015-03	2019-03
		Banco Improsa S.A.	BO	USD	16.25		2016-08	2020-12
		Costa Rica	LAC	Cooperativa Nacional de Educadores R.L.	BO	CRC	6.53	
Financiera Desyfin S.A.	BO			USD	5.50		2014-12	2019-04
Banco Multiple Promerica de la Republica Dominicana S.A.	BO			USD	5.00		2016-12	2019-12
Dominican Republic	LAC	Banco Multiple Promerica de la Republica Dominicana S.A.	BO	USD	5.00		2016-12	2019-12
DRC	SSA	Advans Banque Congo	BO	USD	2.01		2016-06	2019-06
Ecuador	LAC	Banco De la Produccion S.A. Produbanco	BO	USD	16.00		2016-08	2019-07
		Banco D-Miro	BO	USD	3.02		2017-05	2018-08
		Banco Para la Asistencia Comunitaria Finca	BO	USD	3.20		2016-10	2018-10
		Banco Solidario	rA	USD	12.00		2016-05	2019-07
		Fundacion de Apoyo Comunitario y Social Del Ecuador Faces	BO	USD	2.50		2015-10	2018-04
		Instituto de Investigaciones Socio Economicas y Tecnologicas - Insofec	BO	USD	3.28	1.00	2016-03	2019-09
		Procredit Ecuador	BO	USD	3.11		2013-07	2018-07
		AMC de R.L. de C.V.	CY	USD	3.00	3.00	2017-09	2020-09
		Credicampo	BO	USD	1.33		2014-12	2020-01
		Optima Servicios Financieros S.A. de C.V.	BO	USD	1.00		2016-09	2018-09
El Salvador	LAC	Servicios Financieros Enlace S.A. de C.V.	BO	USD	0.58		2015-11	2019-05
		JSC Finca Bank Georgia	BO	USD	1.01		2016-05	2018-05
		LLC Credo	rA	USD	13.00		2015-04	2018-05
Georgia	EECAU	TBC Leasing	rA	USD	2.50		2015-11	2018-12
		Advans Ghana Savings And Loans Ltd	CY	GHS	2.26	2.26	2017-08	2020-08
Ghana	SSA	Advans Ghana Savings And Loans Ltd	CY	GHS	2.26	2.26	2017-08	2020-08
Guatemala	LAC	Comercial Administradora Sociedad Anonima	BO	USD	5.00		2016-11	2020-02
		Fundacion Para El Desarrollo Integral de Programas Socio-Economicos	BO	USD	0.38		2015-07	2018-01
Honduras	LAC	Banco Financiera Comercial Hondurena S.A.	BO	USD	5.00		2017-05	2020-05
India	SA	Annapurna Microfinance Private Limited	BO	INR	2.30		2016-11	2018-11
		Asirvard Microfinance Private Limited	BO	INR	10.72		2016-03	2019-03
		Aye Finance Private Limited	BO	INR	3.98	3.98	2017-07	2020-07
		Chaitanya India Fin Credit Private Limited	BO	INR	3.83		2017-06	2020-06
		Fusion Microfinance Private Limited	BO	INR	3.67		2015-04	2018-04
		Grameen Koota Financial Services Private Limited	BO	INR	9.64		2015-06	2018-06
		Indian School Finance Private Limited	BO	INR	4.90	4.90	2017-08	2020-08
		Janalakshmi Financial Services Private Ltd	BO	INR	15.00		2015-09	2018-09
		Muthoot Microfin Limited	BO	INR	10.72		2016-11	2019-11
		Neogrowth Credit Private Limited	BO	INR	6.12		2016-11	2019-11
		Saija Finance Private Limited	BO	INR	3.59		2016-07	2019-07
		Sonata Finance Private Limited	BO	INR	3.67		2016-07	2018-07
		SV Creditline Private Limited	BO	INR	3.98		2015-12	2019-01

MICROFINANCE INVESTMENT PORTFOLIO as of 30 September 2017 *continued from previous page*

Country	Region	Name of MFI	Inv. Mgr.	Currency of investment	Portfolio Equiv. USD MM	New investments in Q2 2017 USD M	First Disb.	Last Maturity
Ivory Coast	SSA	Microcred Cote D'Ivoire	BO	XOF	2.81		2016-06	2019-06
Kazakhstan	CA	Arnur Credit Limited	BO	KZT	0.49		2016-11	2017-10
		LLC Microcredit Organization Kazmicrofinance	rA	KZT	6.89	4.09	2017-03	2020-09
Kenya	SSA	Chase Bank	rA	USD	2.50		2014-07	2019-09
Kosovo	EECAU	Finca Kosovo	BO	EUR	2.36		2017-03	2019-04
Kyrgyz Republic	CA	MFC Kompanion	BO	USD	0.50		2014-12	2017-12
		Mol Bulak Finance	CY	USD	5.00	5.00	2017-07	2020-07
		Salym Finance	BO	USD	1.00		2016-12	2019-02
Mali	SSA	Microcred Mali	BO	XOF	0.81		2016-05	2018-11
Mexico	LAC	Asociacion Promujer De Mexico	BO	MXN	0.93		2015-12	2018-12
		Exitus Capital S.A.P.I. de C.V. Sofom E.N.R.	BO	MXN	5.73	5.73	2017-09	2020-09
		Financiamiento Progresemos	CY	MXN	13.62		2016-11	2020-05
		Financiera Labor S.A.P.I. de C.V.	BO	MXN	0.75		2016-12	2018-06
Moldova	EECAU	I.M. O.M.F. Microinvest S.R.L.	BO	EUR	2.17		2014-11	2020-04
Mongolia	EAP	Khan Bank LLC	BO	USD	10.00		2017-03	2019-03
Montenegro	EECAU	Lovcen Banka AD	BO	EUR	5.91		2016-05	2019-07
Nicaragua	LAC	Asociacion Fondo de Desarrollo Local	BO	USD	1.20		2016-04	2019-04
		Banco Ficohsa Nicaragua	BO	USD	10.00	10.00	2017-07	2020-07
		Banco Procredit S.A.	BO	USD	8.00	8.00	2017-09	2018-09
		Financiera Finca Nicaragua	BO	USD	2.30		2014-11	2020-04
		Financiera Fundeser	BO	USD	0.75		2016-05	2019-05
		Fundenuse	BO	USD	0.50		2016-10	2019-10
Nigeria	SSA	AB MF Bank Nigeria	BO	NGN	2.20		2015-04	2019-04
		Fortis Microfinance Bank	CY	NGN	2.77		2015-11	2018-11
		Grooming People for Better Livelihood Centre	BO	NGN	0.36		2015-06	2018-06
		La Fayette Microfinance Bank Limited	BO	NGN	0.28		2015-06	2017-12
		LAPO Microfinance Bank Limited	BO	NGN	1.42		2015-06	2018-06
		Palestine For Credit & Development - FATEN	CY	USD	5.00		2016-12	2019-12
Palestine	MENA	Palestine For Credit & Development - FATEN	CY	USD	5.00		2016-12	2019-12
Panama	LAC	Panacredit	rA	USD	2.00		2016-12	2018-12
Paraguay	LAC	Banco Continental S.A.E.C.A.	BO	USD	25.00		2016-03	2019-06
		Vision Banco S.A.E.C.A.	CY	USD	17.00		2015-03	2020-06
Peru	LAC	Caja Rural de Ahorro y Credito Raiz S.A.A.	BO	PEN	5.13		2016-10	2019-10
		Cooperativa de Ahorro y Credito Fondesurco	BO	PEN	1.81		2016-09	2018-12
		Edpyme Acceso Crediticio S.A.	BO	PEN	7.00		2017-03	2020-03
		Financiera Credinka	CY	USD	15.00	6.00	2017-04	2020-09
		Financiera TFC S.A.	BO	USD	5.00		2017-01	2020-01
Poland	EECAU	Inicjatywa Mikro SP.ZO.O.	BO	PLN	1.92		2015-11	2017-12
Romania	EECAU	S.C. Rocredit I.F.N. S.A.	BO	EUR	0.30		2015-11	2017-11
Russia	EECAU	Finca Russia	rA	RUB	1.03		2016-03	2020-11
Sri Lanka	SA	Bimpuh Finance PLC	BO	USD	0.75	0.75	2017-07	2019-07
		LOLC Micro Credit Limited	BO	USD	20.00		2016-07	2019-07
Tajikistan	CA	Finca Tajikistan	rA	USD	1.50		2016-11	2017-10
		Microcredit Deposit-Taking Organization Arvand LLC	BO	USD	0.75		2015-03	2018-03
Tanzania	SSA	Finca Microfinance Bank Limited	BO	TZS	2.91		2016-06	2018-12
Tunisia	MENA	ENDA Inter-Arabe	BO	TND	1.30		2015-02	2018-02
Uzbekistan	CA	Hamkor	rA	USD	3.33		2015-04	2018-04
Zambia	SSA	AB Bank Zambia Limited	BO	ZMW	0.34		2016-12	2018-06

TOTAL OUTSTANDING PORTFOLIO	518.38
Total new investments in Q3 2017	57.71
Including new investments in LCY in Q3 2017	20.96

Subscriptions and Commitments



Investors

Notes

Private Investor via
Deutsche Bank and GLS
Gemeinschaftsbank eG

A Shares

KfW
Foundation Salvation Army
Switzerland
GastroSocial Pensionskasse
Previs Vorsorge

B Shares

KfW
International Finance
Corporation (IFC)
Development Bank of
Austria (OeEB)
European Investment Bank (EIB)
OPEC Fund for International
Development (OFID)
FMO

C Shares

German Federal Ministry for
Economic Cooperation (BMZ)
Swedish International
Development Cooperation
Agency (SIDA)
Development Bank of
Austria (OeEB)
Targeted C Shares*
German Federal Ministry for
Economic Cooperation (BMZ)

*Targeted C-shares shall only be impacted by & bear the exclusive risk of the valuation of Target Investments.

Investment Managers

BlueOrchard Finance S.A.

9 rue du Commerce
1204 Geneva
Switzerland
Tel.: +41 22 596 4777
Fax: +41 22 596 4799
E-mail: info@blueorchard.com

Cyrano Management S.A.

Calle Bolivar 472
Office 702
Miraflores, Lima, Peru
Tel.: +511 446 8877
Fax: +511 446 8585

responsAbility Investments AG

Josefstrasse 59
8005 Zurich
Switzerland
Tel.: +41 44 250 99 30
Fax: +41 44 250 99 31
E-mail: info@responsAbility.com

Symbiotics S.A.

Rue de la Synagogue 31
1204 Geneva
Switzerland
Tel.: +41 22 338 15 40
E-mail: info@symbioticsgroup.com

Disclaimer

All rights reserved. This fund is reserved for eligible investors within the meaning of article 2 of the law of 13 February 2007 on specialized investment funds, as amended or supplemented from time to time. Units in this investment fund may not be offered, sold or transferred directly or indirectly in the USA or its territories or possessions or areas subject to its jurisdiction or to citizens or residents thereof ('US Persons') other than in accordance with the laws of the United States. The information given in this document does not constitute an offer nor a product recommendation, it is provided for individual information purposes only. No guarantee is given or intended as to the completeness, timeliness or adequacy of the information provided herein. Past performance is no guarantee for future results. The value of the fund and its share classes is calculated without taking into account any placement or redemption fees and assuming constant reinvestments of dividends. This is not a fund prospectus as specified by law.